

mat.works

Entrance Solutions

part of the group

paragon
CARPET TILES

Mat.Works is a Division of National Floorcoverings Ltd,
the UK's leading manufacturer of commercial floor coverings.

Available colourways:



MW Rib HD
Light Grey




MW Rib HD
Anthracite



MW Rib HD
Natural



MW Rib HD
Deep Blue



Workspace
Entrance Vulcan



Workspace
Entrance Victor



Workspace
Entrance Viscount



Workspace
Entrance Vixen



Premier
Dark Blue



Premier
Charcoal



Premier
Mercury



EXT
Mat

MW Maxim



Anthracite



Light Grey



Deep Blue



Natural

Accessories:



T-Bar



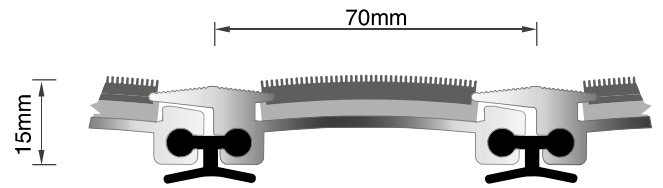
10mm-25mm Framing



MW Ramp System



Mat.Works provides a survey and installation service on all Frameworks projects.



FRAMEWORKS 15C

Description:

Heavy gauge 15C entrance matting system.

Frameworks 15C incorporates an arch form heavy gauge aluminium chassis, capable of withstanding extreme traffic in the most demanding applications.

42mm wide wiper inserts provides optimum contact area for absorbency and soil collection.

Wide variety of wiper strips to suit almost any application with 16 different colourways.

Assembled using PVC hinges which incorporate an integral damper strip. PVC hinges enable easier on site shaping.

Custom made to required sizes.

Anodised version available in black and bronze.

Colours:

16 colour options available: see page 9.

Accessories:

Frameworks accessories – see page 56 for further details. For simple rectangular mats, Frameworks can be made to exact requirements. For more complicated shapes, Mat.Works recommends one of our approved installers.



cleaning guide

Rollable primary matting systems

Daily - Vacuum clean

Weekly - Removal of grit, etc. and vacuum clean. Removal of chewing gum

Monthly - Removal of large grit, etc. and vacuum clean. Cleaning of matwell: - roll up mat and extract dirt / grit from under the mat. Check retainer screws at all 4 corners of mat and replace mat after cleaning making sure retainer screws are secure.

Periodically - Removal of large grit, etc.+ vacuum clean. Cleaning of matwell by roll up the mat and extract dirt grid from under the mat. Check retainer screws and replace mat after cleaning making sure retainer screws are secure. Accumulating dirt underneath the mats may undermine the structure of the mat.

Cleaning frequency is subject to amount of traffic, surroundings and weather conditions.

Modular primary matting systems

Daily - Vacuum clean

Weekly - Removal of grit, etc. vacuum clean. Removal of chewing gum*

Monthly - Remove large grit from the mat well by vacuum cleaning. Thoroughly clean mat well: - Take modules up and extract dirt / grit from under the mat. Replace modules in exact order they came out.

Periodically - Removal of large grit, etc. + vacuum clean.

Cleaning of matwell: - Take up modules extract dirt / grit from under the mat. Check sub floor is sound and replace modules in exact place where they were found. We also recommend that a periodic deep clean using hot water extraction is used to remove deep set dirt within the mat. (Specialist cleaning firms can be recommended).

Cleaning frequency is subject to amount of traffic, surroundings and weather conditions.

*NB:- removal of chewing gum is best using a proprietary gum removal gel such as that from fleetlight tel:- 02084667848.

Maintenance Specification for Mat.Works Entrance Carpets and Carpet Tiles - To maximise the entrance carpet's aesthetic appeal, performance and life expectancy, it is imperative to ensure at the specification stage that:

1. Carpets will be protected from other site activities during installation and thereafter.
2. Clients understand the enclosed information and that they accept responsibility for correct carpet care. (Mat.Works will provide a copy of the Cleaning and Maintenance guide to the end-users address when requested.)

General Cleaning - Daily vacuuming with a rotary brush vacuum cleaner, preferably with an adjustable head, is recommended. It is essential to remove all loose soil daily because if left to build up, the particles of dirt are much harder to remove and are more damaging to the yarn structure, thereby decreasing the life of the carpet.

Entrance Areas are prone to higher traffic levels and higher levels of dirt and moisture. This means that the maintenance program for entrance matting should be more frequent than for general carpeting areas, a ratio of 2 entrance cleans to 1 carpet clean is a general good guide for preventative periodical maintenance.

Depending on the level of trafficking, the carpet should be periodically deep cleaned using high performance hot water extraction equipment. In certain circumstances, for instance excessively stained carpet the cleaning professional may consider a combination between rotary brush and extraction equipment to give improved results. Rotary brush cleaning by itself is not recommended.

A reputable contract cleaner should be used, preferably NCCA registered (for NCCA details telephone 0116 271 9550). It is important that the carpet is deep cleaned at least once a year.

Stain Removal - It is essential to deal with spillages immediately and any subsequent stains as appropriate. In the event of a spillage, immediately blot with a clean absorbent cloth until there is no further transfer from the carpet to the cloth. If any further stain remains or has otherwise been allowed to dry, the method will vary accordingly.

It is recognised that particularly for contract situations, if stains are not dealt with immediately, cleaning staff may not be in a position to identify the type of stain. A good quality, multi-purpose stain remover is therefore very useful, although it must be understood that this will not successfully tackle all types of stains, and wherever possible the chart recommendations should be strictly adhered to (see right). Also any stains left over a period of time become increasingly more difficult to remove and may require several treatments.

In all cases after stain removal the carpet should be allowed to dry completely and then cleaned with a rotary brush vacuum cleaner.

Solvent cleaning of bitumen backed tiles should preferably be avoided. Where this is not possible, extra caution should be taken and only very light surface cleaning should take place.

Special Cases

Cigarette burns – it is recommended that these are punched out and replaced by a professional carpet fitter.

Major spillages – seek professional advice from a member of the NCCA.

If any of the treatment lists are not successful, seek professional help. The methods are based upon experience and are recommended in good faith. However, we cannot accept responsibility for their use in any specific case.

cleaning & maintenance

cleaning solutions & methods

Cleaning method A	Type of stain
<p>A liquid detergent such as Granwax spot/stain remover, in accordance with manufacturers instructions.</p> <p>Granwax tel no: 01773 541177</p>	<p>Alcoholic beverages Baby or animal stains Blood (wet) Coffee, tea chocolate Minerals and fruit juices Water based paint Food Fountain pen ink Vomit Oil based paint or varnish Butter and other greases Cooking oils and other oils Ointment Metal polish Tar Cream, ice-cream and milk</p>
Cleaning method B	Type of stain
<p>A dry solvent spotter such as Prochem solvall.</p>	<p>All inks except fountain pen ink</p>
Cleaning method C	Type of stain
<p>Methylated spirits. Method: Moisten a cloth with the appropriate solvent and dab onto the stain. Carry on using alternate moist and dry cloths until no further stain transfer. Finally, cover the damp area with a thick wad of dry cloths, cover with something heavy and leave for several hours.</p>	<p>Coffee, tea, chocolate</p>
Cleaning method D	Type of stain
<p>A paste made with biological washing powder and mixed to use as little water as possible. Method: Moisten stain with warm water and cover with the paste. Keep moist for approximately 2 hours. Sponge with clean warm water and blot with an absorbent cloth.</p>	<p>Dried blood</p>
Cleaning method E	Type of stain
<p>Scrape off the excess with a blunt edged knife. Use proprietary chewing gum remover. Contact Granwax for advice.</p> <p>Granwax tel no. 01773 541177</p>	<p>Chewing gum Blu-tack Plasticine</p>



Mat.Works, part of National Floorcoverings, is committed to UK manufacturing and the very best environmental practices

National Floorcoverings

Our Heritage - Our Future

Producing a wide variety of products from entrance matting, fibre bonded carpets for the education market, tufted carpet and tiles for the commercial sector to specialised indoor and outdoor sports surfaces, the group has expertise in all flooring fields.

The family is dedicated to maintaining and developing its UK manufacturing base with customer support. It takes a colossal supply network to ensure a combined 500,000 sq.ft. of facilities run efficiently. In support of the local community, suppliers are often used in the surrounding vicinity of the factories.

By striving to be No.1 in sustainable design for flooring solutions the family of companies has established strong international export presence in more than 50 countries.

Where tested, the group has BRE 'A+' Ratings for its products, being the highest environmental standard currently available.

With clients such as Google, Apple, Local Authorities, the Health Service, the Ministry of Defence, there is always a requirement to provide the highest quality products using the most technologically advanced production processes and therefore commanding a route to the future.

National Floorcoverings UK have a strong international export presence in more than **50 countries**.

Across the UK, the group employs **over 350** people, most of which are local to the five manufacturing facilities in Yorkshire and Derbyshire.

National Floorcoverings is a **UK family owned business** which, along with associated family businesses, has a turnover exceeding £60m.



accessories

Ramped frames & surface mounted installations:

Internal and external ramp frames are supplied mitred and drilled.

The surface is ribbed for enhanced grip

Treadloc 25 Ramping Solution

Give Treadloc 25 added flexibility with the additional surface mounted ramping solution.

See pages 22 and 23 for more information.

T-Bars


Mat.Works T-Bars provide separation between modules.

Available for all Frameworks products.

Framing

Mat.Works has a range of framing options to suit every matting requirement.

Frames range from 10 mm to 25 mm on all Frameworks products.



contacts

Sales

Tel: +44 (0) 1709 763 839

Fax: +44 (0) 1709 763 813

Email: sales@mat-works.co.uk

Samples

Tel: +44 (0) 1709 763 805

Fax: +44 (0) 1709 763 813

Email: samples@mat-works.co.uk

Divisional Manager Matthew Evans

Tel: +44 (0) 7778 419 035

Email: mevans@mat-works.co.uk

As part of National Floorcoverings, Paragon Carpet Tiles' area managers provide sales support to Mat.Works nationwide, visit: www.paragon-carpets.co.uk/sales-team to find a local representative.



mat.works

Entrance Solutions

part of the group

paragon
CARPET TILES



- Commercial Entrance Matting
- Health & Safety Specialists
- ISO 14001 Accredited
- ISO 9001:2000 Accredited
- Disability Act Specialist

Farfield Park, Manvers, Wath-upon-Deerne, Rotherham, S63 5DB

T: +44 (0) 1709 763 839
F: +44 (0) 1709 763 813
E: sales@mat-works.co.uk
W: www.mat-works.co.uk

Marketing/Samples Department:
T: +44 (0) 1709 763 805
F: +44 (0) 1709 763 813
E: samples@mat-works.co.uk