

EPD Environmental Product Declaration

4FAB098F



www.gut-prodis.eu



Milliken

Clerkenwell - SDN

surface pile weight: 409 g/m²

pile material: polyamide 6 with 20% recycled content


backing: Comfort Lite®/Comfort Plus® recycled cushion back

These EPD data are only valid in combination with

the environmental product declaration EPD-MIL-20230034-CBC1-EN published by Institut Bauen und Umwelt e.V. (IBU) and a GUT/Prodis license

This data set gives product specific LCA results

based on the calculation procedure described in the above mentioned EPD.



Calculation method for similar Products of the EPD document

The EPD document is valid for all products with a surface pile weight lower or equal to the declared maximum pile weight of **900 g/m²**.

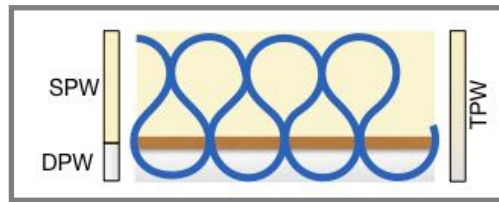
The respective declaration number is **EPD-MIL-20230034-CBC1-EN**.

This document indicates more specific LCA results for (a) product(s) with identical material compositions and production parameters. The product(s) belong(s) to the same family of products and only differ in its/their pile weight(s).

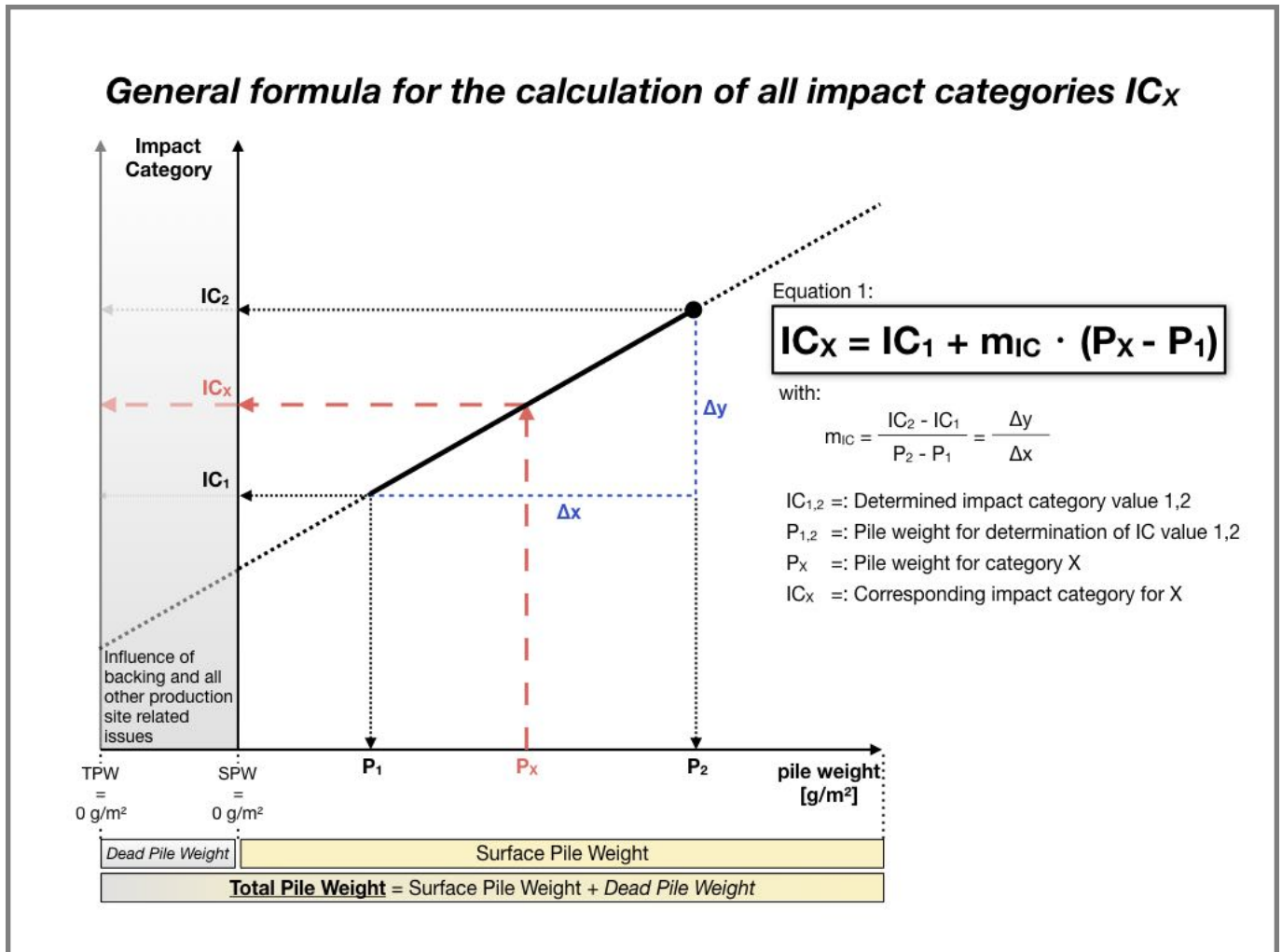
LCA results show a linear correlation with the total pile weight, for all impact categories (IC) and all modules (A-D). It is possible to calculate specific LCA results (IC_x) for every carpet (x) within the declared group of products in relation to its total pile weight (P_x).

The total pile weight (TPW) is the sum of surface pile weight (SPW) and dead pile weight (DPW):

$$TPW = SPW + DPW$$



The surface pile weight is the technical relevant value according to EN 1307 and has to be mentioned in technical specification. As shown in the figure below alternatively to the total pile weight the surface pile weight can be used to calculate LCA results (IC_x).



Graph 1: General formula for the calculation of all impact categories IC_x.



1. Information on the product Clerkenwell - SDN

Product description

Constructional data according to EN 1307

Name	Value	Unit
Product form	Tiles or modules	-
Type of manufacture	Tufted carpet	-
Yarn type	polyamide 6 with 20% recycled content	-
Total carpet weight	max. 4370	g/m ²
Surface pile weight	max. 409	g/m ²
Secondary backing	Comfort Lite®/Plus® recycled cushion back	-

Base materials/Ancillary materials

Name	Value	Unit
Polyamide 6	16,5	%
Polyester	4,9	%
Polypropylene	1,2	%
Limestone	40,1	%
Bitumen	11,6	%
Aluminium hydroxide (ATH)	7,2	%
Ethylene vinyl acetate (EVA)	2,9	%
Glass fibre	1,0	%
Polyurethane	14,1	%
Additives	0,5	%

LCA: Calculation rules

Declared Unit

Name	Value	Unit
Declared unit	1	m ²
Grammage	4,37	kg/m ²

LCA: Scenarios and additional technical information

All indicated values refer to the declared functional unit

Characteristic product properties: Information on biogenic Carbon

Name	Value	Unit
Biogenic Carbon Content in accompanying packaging at factory gate	0,086	kg C

1 kg biogenic Carbon is equivalent to 44/12 kg of CO₂

Transport to the construction site (A4)

Name	Value	Unit
Litres of fuel (truck, EURO 0-6 mix)	0,0102	l/100km
Transport distance	700	km
Capacity utilisation (including empty runs)	55	%

Installation in the building (A5)

Name	Value	Unit
Material loss	0,131	kg

Maintenance (B2)

Name	Value	Unit
Maintenance cycle (vacuum cleaning)	208	1/year
Maintenance cycle (wet cleaning)	1,50	1/year
Water consumption (wet cleaning)	0,004	m ³
Cleaning agent (wet cleaning)	0,09	kg
Electricity consumption	0,314	kWh

Indication per m² and year

Service life

Name	Value	Unit
Life Span (according to BBSR)	10	year
Declared product properties (at the gate) and finishes	Corresponds to the specifications of EN 1307	-
An assumed quality of work, when installed in accordance with the manufacturer's instructions	Conforms to the manufacturer's instructions	-
Usage conditions, e.g. frequency of use, mechanical exposure	Use in areas defined by the use class according to EN 1307	-
Maintenance e.g. required frequency, type and quality and replacement of components	According to the manufacturers instructions	-

End of life scenarios (SC1-SC3)

Name	SC1	SC2	SC3	Unit
Collected as mixed construction waste	4,37	4,37	-	kg
Collected separately	-	-	4,37	kg
Landfilling	4,37	-	-	kg
Energy recovery	-	4,37	2,26	kg
Recycling	-	-	2,11	kg

SC1: 100% landfill disposal, **SC2:** 100% municipal waste incineration (MWI) with R1>0.6, **SC3:** 100% recovery in the cement industry

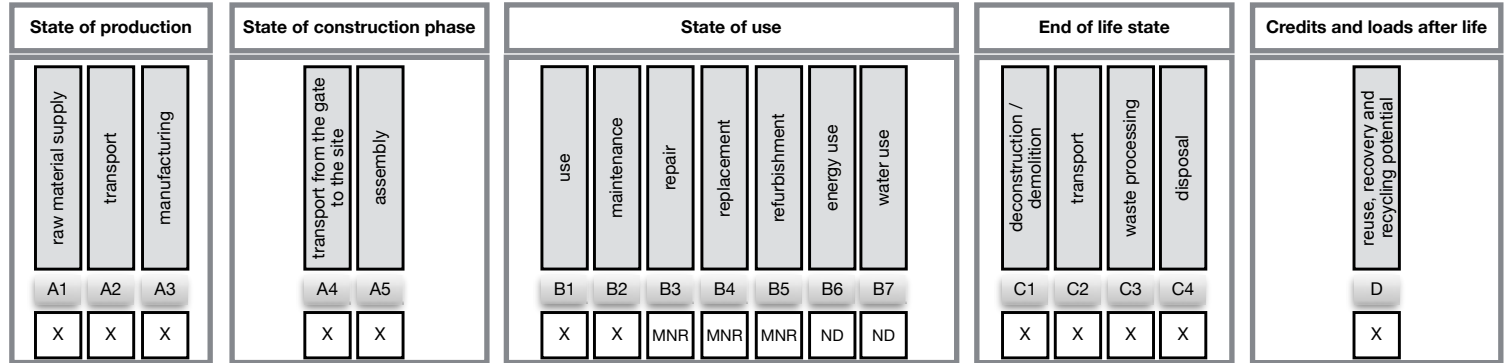


LCA: Results

The modules C3/1, C4/2 and C4/3 cause no additional impact (see chapter "LCA: Calculation rules"). Module C2 represents the transport for scenarios 1, 2 and 3. The values in column D result from module A5.

Description of the system boundary

(X = Included in LCA; ND = Module or indicator not declared; MNR = Module not relevant)



Results of the LCA - Environmental impact according to EN 15804+A2: for 1 m² floor covering

Core Indicator	Unit	A1-A3	A4	A5	B1	B2	C1	C2	C3/2	C3/3	C4/1	D	D/1	D/2	D/3
GWP-total	[kg CO ₂ -Eq.]	8,54E+00	2,72E-01	7,56E-01	0,00E+00	4,16E-01	0,00E+00	1,48E-02	5,36E+00	5,43E+00	3,07E-01	-3,80E-02	0,00E+00	-1,02E+00	-3,77E-01
GWP-fossil	[kg CO ₂ -Eq.]	8,84E+00	2,67E-01	4,50E-01	0,00E+00	2,15E-01	0,00E+00	1,46E-02	5,36E+00	5,42E+00	3,07E-01	-3,78E-02	0,00E+00	-1,01E+00	-3,76E-01
GWP-biogenic	[kg CO ₂ -Eq.]	-3,27E-01	3,45E-03	3,05E-01	0,00E+00	4,16E-03	0,00E+00	1,88E-04	6,79E-04	1,35E-03	7,89E-09	-1,93E-04	0,00E+00	-5,16E-03	-6,03E-04
GWP-luluc	[kg CO ₂ -Eq.]	4,32E-02	1,51E-03	1,36E-03	0,00E+00	1,96E-01	0,00E+00	8,25E-05	2,20E-04	4,31E-04	1,51E-04	-4,14E-06	0,00E+00	-1,11E-04	-1,78E-04
ODP	[kg CFC ₁₁ -Eq.]	9,38E-10	1,63E-14	2,82E-11	0,00E+00	3,42E-08	0,00E+00	8,86E-16	4,42E-13	7,71E-13	4,16E-13	-2,54E-13	0,00E+00	-6,81E-12	-5,15E-13
AP	[kg H ₂ -Eq.]	1,62E-02	1,62E-03	6,79E-04	0,00E+00	8,32E-04	0,00E+00	8,81E-05	4,62E-03	4,89E-03	9,18E-04	-4,96E-05	0,00E+00	-1,33E-03	-1,38E-03
EP-freshwater	[kg P-Eq.]	2,39E-05	8,08E-07	7,68E-07	0,00E+00	5,19E-06	0,00E+00	4,42E-08	7,92E-07	9,68E-07	5,78E-05	-5,18E-08	0,00E+00	-1,38E-06	-3,99E-07
EP-marine	[kg N-Eq.]	4,65E-03	7,92E-04	2,33E-04	0,00E+00	1,97E-04	0,00E+00	4,32E-05	2,24E-03	2,36E-03	2,03E-04	-1,35E-05	0,00E+00	-3,61E-04	-4,23E-04
EP-terrestrial	[kg N-Eq.]	4,45E-02	8,76E-03	2,39E-03	0,00E+00	2,83E-03	0,00E+00	4,79E-04	2,51E-02	1,11E-02	2,23E-03	-1,45E-04	0,00E+00	-3,87E-03	-4,63E-03
POCP	[kg NMVOC-Eq.]	1,43E-02	1,50E-03	6,51E-04	4,18E-04	9,83E-04	0,00E+00	8,17E-05	5,75E-03	5,99E-03	6,53E-04	-3,77E-05	0,00E+00	-1,01E-03	-1,27E-03
ADPE	[kg Sb-Eq.]	1,82E-06	2,26E-08	5,61E-08	0,00E+00	2,30E-07	0,00E+00	1,24E-09	2,54E-08	3,46E-08	2,15E-08	-5,69E-09	0,00E+00	-1,52E-07	-3,58E-08
ADPF	[MJ]	1,90E+02	3,62E+00	5,89E+00	0,00E+00	5,90E+00	0,00E+00	1,98E-01	2,98E+00	3,89E+00	4,40E+00	-6,43E-01	0,00E+00	-1,72E+01	-4,61E+01
WDP	[m ³ world-Eq. deprived]	5,86E-01	2,42E-03	4,06E-02	0,00E+00	9,99E-02	0,00E+00	1,33E-04	7,15E-01	7,20E-01	-3,29E-03	-3,96E-03	0,00E+00	-1,06E-01	-5,54E-02
Caption	GWP = Global warming potential; ODP = Depletion potential of the stratospheric ozone layer; AP = Acidification potential of land and water; EP = Eutrophication potential; POCP = Formation potential of tropospheric ozone photochemical oxidants; ADPE = Abiotic depletion potential for non-fossil resources; ADPF = Abiotic depletion potential for fossil resources; WDP = Water (user) deprivation potential														

Results of the LCA - Indicators to describe resource use according to EN 15804+A2: for 1 m² floor covering

Core Indicator	Unit	A1-A3	A4	A5	B1	B2	C1	C2	C3/2	C3/3	C4/1	D	D/1	D/2	D/3
PERE	[MJ]	3,11E+01	2,06E-01	1,35E+00	0,00E+00	3,69E+00	0,00E+00	1,12E-02	5,10E-01	7,63E-01	3,61E-01	-1,76E-01	0,00E+00	-4,71E+00	-5,19E-01
PERM	[MJ]	3,84E-01	0,00E+00	-3,84E-01	0,00E+00	0,00E+00	0,00E+00	0,00E+00	0,00E+00	0,00E+00	0,00E+00	0,00E+00	0,00E+00	0,00E+00	0,00E+00
PERT	[MJ]	3,15E+01	2,06E-01	9,71E-01	0,00E+00	3,69E+00	0,00E+00	1,12E-02	5,10E-01	7,63E-01	3,61E-01	-1,76E-01	0,00E+00	-4,71E+00	-5,19E-01
PENRE	[MJ]	1,39E+02	3,63E+00	6,11E+00	0,00E+00	5,90E+00	0,00E+00	1,98E-01	5,38E+01	5,46E+01	4,40E+00	-6,43E-01	0,00E+00	-1,72E+01	-4,61E+01
PENRM	[MJ]	5,10E+01	0,00E+00	-2,10E-01	0,00E+00	0,00E+00	0,00E+00	0,00E+00	-5,08E+01	-5,08E+01	0,00E+00	0,00E+00	0,00E+00	0,00E+00	0,00E+00
PENRT	[MJ]	1,90E+02	3,63E+00	5,90E+00	0,00E+00	5,90E+00	0,00E+00	1,98E-01	2,98E+00	3,89E+00	4,40E+00	-6,43E-01	0,00E+00	-1,72E+01	-4,61E+01
SM	[kg]	2,75E+00	0,00E+00	8,27E-02	0,00E+00	0,00E+00	0,00E+00	0,00E+00	0,00E+00	0,00E+00	0,00E+00	0,00E+00	0,00E+00	0,00E+00	2,50E-01
RSF	[MJ]	0,00E+00	0,00E+00	0,00E+00	0,00E+00	0,00E+00	0,00E+00	0,00E+00	0,00E+00	0,00E+00	0,00E+00	0,00E+00	0,00E+00	0,00E+00	0,00E+00
NRSF	[MJ]	0,00E+00	0,00E+00	0,00E+00	0,00E+00	0,00E+00	0,00E+00	0,00E+00	0,00E+00	0,00E+00	0,00E+00	0,00E+00	0,00E+00	0,00E+00	0,00E+00
FW	[m ³]	3,80E-02	2,33E-04	1,69E-03	0,00E+00	3,34E-03	0,00E+00	1,27E-05	5,46E-01	1,72E-02	5,15E-05	-1,68E-04	0,00E+00	-4,50E-03	-4,26E-03
Caption	PERE = Use of renewable primary energy excluding renewable primary energy resources used as raw materials; PERM = Use of renewable primary energy resources used as raw materials; PERT = Total use of renewable primary energy resources; PENRE = Use of non-renewable primary energy excluding non-renewable primary energy resources used as raw materials; PENRM = Use of non-renewable primary energy resources used as raw materials; PENRT = Total use of non-renewable primary energy resources; SM = Use of secondary material; RSF = Use of renewable secondary fuels; NRSF = Use of non-renewable secondary fuels; FW = Use of net fresh water														

Results of the LCA - Waste categories and output flows according to EN 15804+A2: for 1 m² floor covering

Core Indicator	Unit	A1-A3	A4	A5	B1	B2	C1	C2	C3/2	C3/3	C4/1	D	D/1	D/2	D/3
HWD	[kg]	7,91E-08	1,74E-11	2,39E-09	0,00E+00	4,19E-05	0,00E+00	9,49E-13	4,41E-10	4,79E-10	6,78E-10	-8,72E-11	0,00E+00	-2,34E-09	-2,78E-10
NHWD	[kg]	2,89E-01	5,19E-04	4,12E-02	0,00E+00	7,30E-03	0,00E+00	2,84E-05	1,08E+00	1,08E+00	4,35E+00	-3,24E-04	0,00E+00	-8,69E-03	-1,51E-01
RWD	[kg]	3,44E-03	4,47E-06	1,07E-04	0,00E+00	3,76E-04	0,00E+00	2,44E-07	1,12E-04	1,77E-04	5,40E-05	-5,05E-05	0,00E+00	-1,35E-03	-1,13E-04
CRU	[kg]	0,00E+00	0,00E+00	0,00E+00	0,00E+00	0,00E+00	0,00E+00	0,00E+00	0,00E+00	0,00E+00	0,00E+00	0,00E+00	0,00E+00	0,00E+00	0,00E+00
MFR	[kg]	0,00E+00	0,00E+00	1,97E-01	0,00E+00	0,00E+00	0,00E+00	0,00E+00	0,00E+00	1,23E+00	0,00E+00	0,00E+00	0,00E+00	0,00E+00	0,00E+00
MER	[kg]	0,00E+00	0,00E+00	0,00E+00	0,00E+00	0,00E+00	0,00E+00	0,00E+00	0,00E+00	0,00E+00	0,00E+00	0,00E+00	0,00E+00	0,00E+00	0,00E+00
EEE	[MJ]	0,00E+00	0,00E+00	2,44E-01	0,00E+00	0,00E+00	0,00E+00	0,00E+00	7,02E+00	0,00E+00	0,00E+00	0,00E+00	0,00E+00	0,00E+00	0,00E+00
EET	[MJ]	0,00E+00	0,00E+00	4,51E-01	0,00E+00	0,00E+00	0,00E+00	0,00E+00	1,30E+01	7,22E+01	0,00E+00	0,00E+00	0,00E+00	0,00E+00	0,00E+00
Caption	HWD = Hazardous waste disposed; NHWD = Non-hazardous waste disposed; RWD = Radioactive waste disposed; CRU = Components for re-use; MFR = Materials for recycling; MER = Materials for energy recovery; EEE = Exported electrical energy; EET = Exported thermal energy														



Results of the LCA - Additional impact categories according to EN 15804+A2: for 1 m² floor covering

Core Indicator	Unit	A1-A3	A4	A5	B1	B2	C1	C2	C3/2	C3/3	C4/1	D	D/1	D/2	D/3
PM	[Disease Incidence]	1,39E-07	9,31E-09	5,15E-09	0,00E+00	6,84E-08	0,00E+00	5,09E-10	2,17E-08	2,34E-08	8,83E-09	-4,11E-10	0,00E+00	0,00E+00	-1,91E-08
IRP	[kBq U235-Eq.]	5,35E-01	6,55E-04	1,66E-02	0,00E+00	6,78E-02	0,00E+00	3,57E-05	1,70E-02	2,82E-02	7,97E-03	-8,54E-03	0,00E+00	0,00E+00	-1,30E-02
ETP-fw	[CTUe]	8,51E+01	2,51E+00	2,68E+00	3,60E-03	2,69E+00	0,00E+00	1,37E-01	1,51E+00	2,04E+00	4,30E+00	-1,40E-01	0,00E+00	0,00E+00	-8,23E+00
HTP-c	[CTUh]	2,61E-09	5,08E-11	8,24E-11	0,00E+00	6,21E-10	0,00E+00	2,77E-12	7,49E-11	8,69E-11	1,93E-10	-6,48E-12	0,00E+00	0,00E+00	-1,00E-10
HTP-nc	[CTUh]	1,06E-07	3,01E-09	3,44E-09	2,60E-11	9,46E-09	0,00E+00	1,64E-10	5,08E-09	5,67E-09	1,62E-08	-2,49E-10	0,00E+00	0,00E+00	-6,03E-09
SQP	[-]	ND	ND	ND	ND	ND	ND	ND	ND	ND	ND	ND	ND	ND	ND
Caption	PM = Potential incidence of disease due to PM emissions; IRP = Potential Human exposure efficiency relative to U235; ETP-fw = Potential comparative Toxic Unit for ecosystems; HTP-c = Potential comparative Toxic Unit for humans (cancerogenic); HTP-nc = Potential comparative Toxic Unit for humans (not cancerogenic); SQP = Potential soil quality index														

No substantiated values can be given for the SQP indicator with the existing database.

The result figures given in module B2 refer to a period of 1 year because a reference service life is not declared. They have to be multiplied by the assumed service life (in years) of the floor covering in the building under consideration.

Disclaimer 1 – for the indicator “Potential Human exposure efficiency relative to U235”.

This impact category deals mainly with the eventual impact of low dose ionizing radiation on human health of the nuclear fuel cycle. It does not consider effects due to possible nuclear accidents, occupational exposure nor due to radioactive waste disposal in underground facilities. Potential ionizing radiation from the soil, from radon and from some construction materials is also not measured by this indicator.

Disclaimer 2 – for the indicators “abiotic depletion potential for non-fossil resources”, “abiotic depletion potential for fossil resources”, “water (user) deprivation potential, deprivation-weighted water consumption”, “potential comparative toxic unit for ecosystems”, “potential comparative toxic unit for humans – cancerogenic”, “Potential comparative toxic unit for humans - not cancerogenic”, “potential soil quality index”.

The results of this environmental impact indicator shall be used with care as the uncertainties on these results are high or as there is limited experienced with the indicator.

References

- EN 1307**
DIN EN 1307: 2014+A1:2016+A2:2018-05: Textile floor coverings - Classification
- EN 13501-1**
DIN EN 13501-1:2019-05: Fire classification of construction products and building elements - Part 1: Classification using data from reaction to fire tests
- EN 14041**
DIN EN 14041: 2018-05 and DIN EN 14041: 2008-05: Resilient, textile and laminate floor coverings - Essential characteristics
- EN 15804**
DIN EN 15804:2012+A2:2019 + AC:2021, Sustainability of construction works – Environmental Product Declarations – Core rules for the product category of construction products
- EN 16810**
DIN EN 16810: 2017-08: Resilient, textile and laminate floor coverings – Environmental product declarations – Product category rules
- ISO 10874**
DIN EN ISO 10874: 2012+A1:2021-04: Resilient, textile and laminate floor coverings - Classification
- ISO 14025**
DIN EN /ISO 14025:2011-10/, Environmental labels and declarations – Type III environmental declarations – Principles and procedures
- ISO 14040**
DIN EN ISO 14040:2006+A1:2020 Environmental management - Life cycle assessment - Principles and framework
- ISO 14044**
DIN EN ISO 14044:2006+A1:2018+A2:2020 Environmental management - Life cycle assessment - Requirements and guidelines
- ISO 15686**
ISO 15686: Buildings and constructed assets - Service life planning
ISO 15686-1: 2011-05: Part 1: General principles and framework
ISO 15686-2: 2012-05: Part 2: Service life prediction procedures
ISO 15686-7: 2017-04: Part 7: Performance evaluation for feedback of service life data from practice
ISO 15686-8: 2008-06: Part 8: Reference service life and service-life estimation
- Regulation (EU) No. 305/2011**
Regulation No. 305/2011 Construction Products Regulation (CPR) of the European Council and of the European Parliament, April 2011
- General Instructions for the IBU-EPD Program**
General Instructions for the EPD-Program of the Institut Bauen und Umwelt e.V., The Preparation of Environmental Product Declarations - EPDs, version 2.0, Institut Bauen und Umwelt e.V., Berlin, January 2021, www.ibu-epd.de
- BNB, Nutzungsdauer von Bauteilen**
Bewertungssystem Nachhaltiges Bauen (BNB), Nutzungsdauer von Bauteilen, Bundesministerium des Inneren, für Bau und Heimat, 24.02.2017
- ECHA candidate list**
Candidate List of substances of very high concern (SVHCs) for authorisation, 08.07.2021, European Chemicals Agency (ECHA), Helsinki, Finland
- ecoinvent**
ecoinvent, Zurich, Switzerland, database version 3.7, published September 2020
- GaBi database**
GaBi Software-System and Database for Life Cycle Engineering, thinkstep AG, Leinfelden-Echterdingen, 2022-1
- PCR Part A**
Product Category Rules for Building-Related Products and Services Part A: Calculation Rules for the Life Cycle Assessment and Requirements on the Project Report according to EN 15804+A2:2019, V1.2, Berlin: Institut Bauen und Umwelt e.V. (IBU), November 2021
- PCR Part B**
Product Category Rules for Building-Related Products and Services Part B: Requirements on the EPD for floor coverings, V1.2, Berlin: Institut Bauen und Umwelt e.V. (IBU), February 2018
- PRODIS**
Product Information System (PRODIS) of the European Carpet Industry, Gemeinschaft umweltfreundlicher Teppichboden e.V (GUT) and European Carpet and Rug Association (ECRA), <http://www.pro-dis.info>
- REACH**
Regulation (EC) No 1907/2006 of the European Parliament and of the Council of 18 December 2006 concerning the Registration, Evaluation, Authorisation and Restriction of Chemicals (REACH), June 2017, last update: 08.07.2021
- VDZ e.V.**
Association of German Cement Works, Ed. Environmental Data of the German Cement Industry 2020